

[cprebeds.org.uk](http://cprebeds.org.uk)

[hedgerows@cprebeds.org.uk](mailto:hedgerows@cprebeds.org.uk)



The countryside charity  
Bedfordshire



# Hedgerow Heroes Explorers Guide



# Exploring your local hedgerows

Use your senses, what can you hear, see, touch and smell? Draw or write what you discover in the boxes below.

There might also be things that you can taste like blackberries but always ask an adult to check that anything you find is safe to eat.

**I saw**

**I heard**

**I smelt**

**I felt**

**Top Tip!**

For this activity  
you'll need a  
hedgerow that's  
been growing for a  
while.

# Exploring your local hedgerows

Watch how your hedgerow changes through the seasons. Look for the way the colours change and the different stages of the leaves, flowers and berries. How quickly does it grow? What different kinds of wildlife do you see? Draw or write what you discover in the boxes below.

**Spring**

**Summer**

**Autumn**

**Winter**

# Hedgerow Wordsearch

Find all the hedgerow related words in the grid.



Bee, Blackberry, Blossom,  
Cuckoo, Elder, Flower, Hazel,  
Hedgehog, Hedgerow, Leaf,  
Mouse, Nest, Robin, Toad.



# Hedgerow Quiz


Match the species to the fact.



1. Bat
2. Hedgehog
3. Yellowhammer
4. Bank vole
5. Bullfinch
6. Common Toad
7. Hazel dormouse
8. Hairstreak butterfly
9. Slow worm
10. Whitethroat

- A. Winters in Africa, south of the Sahara.
- B. Legless lizard.
- C. Use hedgerows as 'commuter routes' for foraging and roosting.
- D. Has a special sac at the foot of their mouth that can be used to store food.
- E. Their song sounds like 'a little bit of bread and no cheese'.
- F. Has a body length of just 6–9cm and a tail of similar length, weigh no more than 40g and are at their heaviest just before hibernation.
- G. Lay white eggs on young Blackthorn shoots.
- H. Famous for their mass migrations back to their breeding ponds on the first warm, damp evenings of the year.
- I. Avoid being caught by predators by sticking to dense vegetation and even using underground tunnels for safety.
- J. Part of their name comes from the small snorting/ grunting sound they make.

Find the answers over the page.



# Hedgerow art explorers - collage

Make a colourful artwork. You might want to choose your favourite season or hedgerow animal.




You'll need:

- Colouring materials (like pens, crayons, paint)
- A large sheet of paper
- Glue
- Extra materials (like tissue paper, fabric scraps)

## Top Tip!

Collect natural materials like fallen leaves, feathers and seeds to add different textures.



Answers to quiz on page 5

1C, 2J, 3E, 4I, 5D  
6H, 7F, 8G, 9B, 10A



# Hedgerow art explorers - leaf prints


A step by step guide to making your own colourful prints.



You'll need:

- Real leaves
- Poster paint
- Paint brushes
- Paper

1. Collect leaves of different sizes and shapes
2. Choose some different colours of paint – make sure it's spreadable and not too runny
3. Take one leaf. Flip it so that the underside is facing up. Paint the entire surface of the leaf.
4. Carefully place the leaf, painted side down, on your paper. Press firmly for several seconds to transfer the paint from the leaf to the paper.
5. Remove the leaf to reveal a leaf print.
6. Repeat the process using different colours and other leaf shapes to fill your paper with leaf prints. Once you're happy with how your picture looks, allow the paint to dry completely.



# Hedgerow word explorers

Calling young writers! Hedgerow Haiku Challenge.

A haiku is a special kind of short poem. It has three lines. The first line has five syllables or beats, the second has seven, and the third has five again. Haiku came from Japan and have been used for over 400 years. Most haiku focus on images from nature like wildlife, plants or the weather.

Hedgerow, cozy nest,  
Nature's haven, snug  
and warm,  
Bird's song fills the air.

Email your finished haiku to [hedgerows@cprebeds.org.uk](mailto:hedgerows@cprebeds.org.uk) and we'll feature the best ones on our website. Find out more about our Hedgerow Haiku challenge on our website [cprebeds.org.uk](http://cprebeds.org.uk)

## Top Tip!

Bring your stories and poems to life by thinking about all the senses. You might want to use your notes from page 2 to help you.

## Three more ideas for writers

- Write a story about an animal or bird that lives in the hedgerow
- If a hedgerow could talk, what would it say?
- What's on the other side of the hedgerow?

